起重机与生产工艺的完美结合 · 特殊行业应用方案的最佳伙伴

博欧起重设备
BULL HOISTS

BULL HOISTS

专业/诚信/发展



江苏博欧起重设备有限公司
Jiangsu Bull Lifting Equipment Co., Ltd.

地址：江苏省南通市通州区平潮沿江工业园区蛟龙路18-1号

电话：0513-86701926　0513-86701221

传真：0513-86701551　邮编：226361

网址：www.nzhoist.com　E-mail:jsboqz@126.com

公司简介

江苏博欧起重设备有限公司是国内领先的起重设备及物流搬运产品的专业制造和服务供应商，致力于起重设备及物流搬运技术的发展和研究，采用新理念，开发新产品，不断追求工业进步。公司凭借丰富的经验、专业的设计，为客户提供自重轻、净空低、安全可靠、性能优良和运行高效的满足各种工况的起重机产品，使客户能够减少厂房投资，提高生产效率，减少日常维护，节省运营能源消耗，取得良好的投资回报。

公司产品有CD 、MD 、NLD、NZ、NZS钢丝绳电动葫芦、等产品系列，能够为客户提供有竞争力的全套物流搬运解决方案。我们拥有的技术专家和专业的技术服务队伍为客户提供完善的售前技术支持和全天候的售后服务体，让您无后顾之后，享受一站式的超值服务。

我们的产品从0.5吨到80吨甚至更大，可以满足客户各种工况的需求，为客户提供一站式的解决方案。我们在技术方面的持续创新、产品质量的稳步改进以及完善的服务体系帮助客户节省成本，提高效率，长期为客户创造价值。

Jiangsu Bull Lifting Equipment Co., Ltd. is a leading lifting equipment and material handling products manufacturing and service provider, is committed to lifting equipment and material handling technology development and research, the use of new ideas, develop new products, continued the pursuit of industrial progress. With a wealth of experience, professional design, to provide customers with light weight, low headroom, safe, reliable, high-performance and efficient operation of the crane to meet various conditions of products that enable customers to reduce their investment in plant, increase productivity, reduce daily maintenance, save operating energy consumption, making good return on investment.

Company products are CD, MD, NLD, NZ, NZS electric wire rope hoists, and other products, to provide customers with a full range of competitive logistics handling solutions. We have the technical expertise and professional technical service team to provide customers with comprehensive pre-sales technical support and service around the clock body, so no looking back after you enjoy one-stop premium services.

Our products range from 0.5 tons to 80 tons or more, to meet customer demand for a variety of conditions, to provide customers with one-stop solution. Our continuous innovation in technology, product quality has steadily improved and perfect service system to help customers save costs, improve efficiency, and create long-term value for our customers.

》企业资质
Enterprise qualification

诚信永恒 携手昌盛

服务没有起点，满意没有终点；讲究实效，完善管理，提升品质，增创效益。

Integrity eternal prosperity go hand

Service is not a starting point, with no end; stress practical results, improve management, improve quality, create efficiency.

目录
Contents

NZ单梁钢丝绳电动葫芦
NZ single girder wire rope hoist

博欧NZ系列钢丝绳葫芦，采用C型设计，结构紧凑，运行平稳，定位精确。德国原装进口的高效起升和运行结构确保每一台电动葫芦性能优良，安全可靠。变频控制，制动能量反馈及安全监控系统等新技术的应用使博欧钢丝绳电动葫芦始终处于行业的前列。

Bull NZ series of wire rope hoists, the use of C-type design, compact structure, stable operation, precise positioning. Germany imported lifting and running efficient structure to ensure that each hoist excellent performance, safety and reliability. Application of frequency control, brake energy feedback and security monitoring systems and other new technologies make Bull wire rope hoist is always in the forefront of the industry.

凭借博欧起重机的领先技术和丰富的行业经验，从客户的需求出发，从应用出发，基于模块化设计的理念，拥有多项专利和发明的钢丝绳电动葫芦产品确保质量可靠，性能优良应用我们的电动葫芦能够为您提供更好的物流解决方案，保证设备运行的可靠性和安全性。

With leading technology and Bull crane industry experience, from the customer's needs, starting from the application, based on a modular design concept, with a number of patents and wire rope hoist product invention ensures reliable quality, excellent performance of our application hoist able to provide you with better logistics solutions to ensure equipment reliability and operational safety.



吊钩组 Hook set
DIN标准吊钩，带安全扣及钢丝绳护套

DIN standard hook, belt buckle and rope safety jacket

电控箱 Electric control box
布线合理，检修方便，多种控制保护，操作安全

Reasonable layout,easy maintenance, a variety of control and protection, safe operation



运行机构 Operating agencies
减速箱，电视机和制动器三合一设计，结构紧凑，运行平稳，效率高，冲击力小

Gearbox, TV and triple brake design, compact structure, smooth operation, high efficiency, low-impact,

安全监控器 Security Monitor
智能化监控，安全实用，人机友好界面，操作简单

intelligent monitoring, safe and practical, friendly man-machine interface, easy operation

起升马达 Lifting motor
铝合金壳体，高性能起升电机带盘式制动器，免维护设计

Aluminum alloy shell, high-performance hoisting motor with disc brake, maintenance-free design



接插件 Connectors
航空接插件，检验安全方便，防护等级高，IP55以上

Air connectors, test safety, convenience, high degree of protection, IP55 above

导绳器 Guide rope
采用高韧性，抗断裂的工程塑料制成。重量轻，耐磨性好减少对钢丝绳的磨损

High toughness, resistance to fracture of engineering plastics. Light weight, good wear resistance to reduce rope wear

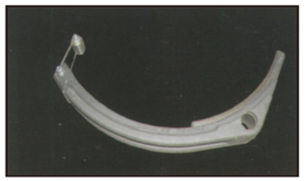

制动器 Brakes
动作快，可靠性高，刹车间隙可自动调节，防尘设计，刹车片不含石棉

Fast action, high reliability, can automatically adjust the brake clearance, dust-proof design, asbestos-free brake pads



起升高度限制器 Lifting height limiter
可自由调节的螺杆式起升高度限位器精度高，调节范围广。多触点的配置可有效实现上升和下降时的快，慢速的切换及停止功能

Freely adjustable screw lifting height limiter high accuracy, wide adjustment range. Fast, slow and stop function switching configuration can effectively realize multiple shock rise and fall of



载荷谱 Load Spectrum

载荷类别 Duty factor	平均有效载荷 Mea effective loads		日平均工作时间（h） Average operating time per day（h）			
轻载 Light Duty	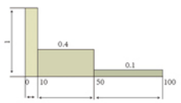	K≤0.125 极少吊运额定负载，一般运行时载荷很轻 Rarely lifting rated load, usually run very light load	≤2	2–4	4–8	8–16
中载 Medium Duty	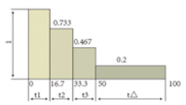	0.125＜K≤0.25 有时吊运额定负载,而一般运行时载荷中等 Sometimes lifting rated load. The general run–time load Medium	≤1	1–2	2–4	4–8
重载 Heavy Duty	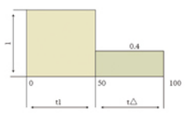	0.25＜K≤0.5 经常吊运额定负载,而一般运行时载荷较重 Often lifting rated load. The general run heavier loads	≤0.5	0.5–1	1–2	2–4
特重载 Very Heavy Duty		0.5＜K≤1 经常吊运额定负载 Often lifting rated load	≤0.25	0.25–0.5	0.5–1	1–2
工作级别 Working group		ISO	M3	M4	M5	M6
		FEM	1Bm	2Am	2m	3m

日平均工作时间可由下式计算：	Average operating time in hours per day
$Tm=\frac{2\times 吊钩行程(m)\times 每小时循环次数\times 日工作时间}{60\times 起升速度(m/min)}$	$Tm=\frac{2\times \text{average hook travel(m)}\times \text{cycles per hour}\times \text{number of working hours per day}}{60\times \text{lifting speed(m/min)}}$

选用NZ系列电动葫芦实例		Practical Example for Selection of NZ hoist	
额定载荷	10000kg	Rated load	10,000kgs
起升高度	8m	Lifting height	8metres
吊钩平均行程	估计为6m	Average hook travel	Estimated 6 metres
起升速度	6.3m/min	Lifting speed	6.3m/min
每小时循环次数	估计为12次	Number of cycles per hour	Estimated 12 cycles
日作时间	8小时	Number of working hoursper day	8 hours
载荷类别	中载	Duty factor	Medium
$Tm=\frac{2\times 6\times 12\times 8}{60\times 6.3}$ =3.05小时		$Tm=\frac{2\times 6\times 12\times 8}{60\times 6.3}$ =3.05 hours	
参考载荷谱可以得出工作级别为M5.		Consulting the load spectrum that the working group is M5	

NZ单梁钢丝绳电动葫芦 NZ single girder wire rope hoist

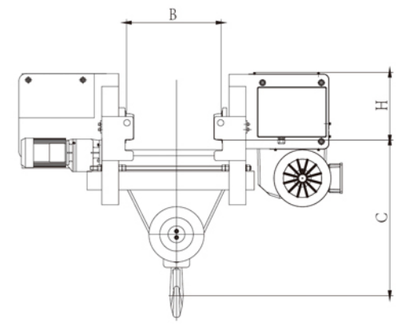

额定载荷 (kg)	起升高度 (m)	起升速度 (m/min)	起升功率 (kw)	运行速度 (m/min)	运行功率 (kw)	起升工作级别 FEM/ISO		行走工作级别 FEM/ISO		H尺寸 (mm)	C尺寸 (mm)	适用轨宽B(mm)
2000	6	5/0.8	3.2/0.45	5/20	0.37	3M	M6	2M	M5	210	556	150～300
	9	5/0.8	3.2/0.45	5/20	0.37	3M	M6	2M	M5	210	556	150～300
	12	5/0.8	3.2/0.45	5/20	0.37	3M	M6	2M	M5	210	556	150～300
	15	5/0.8	3.2/0.45	5/20	0.37	3M	M6	2M	M5	210	556	150～300
	18	5/0.8	3.2/0.45	5/20	0.37	3M	M6	2M	M5	210	556	150～300
3200	6	5/0.8	3.2/0.45	5/20	0.37	2M	M5	2M	M5	210	556	150～300
	9	5/0.8	3.2/0.45	5/20	0.37	2M	M5	2M	M5	210	556	150～300
	12	5/0.8	3.2/0.45	5/20	0.37	2M	M5	2M	M5	210	556	150～300
	15	5/0.8	3.2/0.45	5/20	0.37	2M	M5	2M	M5	210	556	150～300
	18	5/0.8	3.2/0.45	5/20	0.37	2M	M5	2M	M5	260	556	150～300
5000	6	5/0.8	6.1/1	5/20	0.37	2M	M5	2M	M5	260	596	200～350
	9	5/0.8	6.1/1	5/20	0.37	2M	M5	2M	M5	260	596	200～350
	12	5/0.8	6.1/1	5/20	0.37	2M	M5	2M	M5	260	596	200～350
	15	5/0.8	6.1/1	5/20	0.37	2M	M5	2M	M5	260	596	200～350
	18	5/0.8	6.1/1	5/20	0.37	2M	M5	2M	M5	260	596	200～350
6300	6	5/0.8	6.1/1	5/20	0.37	1Am	M4	2M	M5	260	596	200～350
	9	5/0.8	6.1/1	5/20	0.37	1Am	M4	2M	M5	260	596	200～350
	12	5/0.8	6.1/1	5/20	0.37	1Am	M4	2M	M5	260	596	200～350
	15	5/0.8	6.1/1	5/20	0.37	1Am	M4	2M	M5	260	596	200～350
	18	5/0.8	6.1/1	5/20	0.37	1Am	M4	2M	M5	260	596	200～350
8000	6	5/0.8	9.5/1.5	5/20	0.55	3M	M6	2M	M5	325	750	200～410
	9	5/0.8	9.5/1.5	5/20	0.55	3M	M6	2M	M5	325	750	200～410
	12	5/0.8	9.5/1.5	5/20	0.55	3M	M6	2M	M5	325	750	200～410
	15	5/0.8	9.5/1.5	5/20	0.55	3M	M6	2M	M5	325	750	200～410
	18	5/0.8	9.5/1.5	5/20	0.55	3M	M6	2M	M5	325	750	200～410
10000	6	5/0.8	9.5/1.5	5/20	0.55	2M	M5	2M	M5	325	750	200～410
	9	5/0.8	9.5/1.5	5/20	0.55	2M	M5	2M	M5	325	750	200～410
	12	5/0.8	9.5/1.5	5/20	0.55	2M	M5	2M	M5	325	750	200～410
	15	5/0.8	9.5/1.5	5/20	0.55	2M	M5	2M	M5	325	750	200～410
	18	5/0.8	9.5/1.5	5/20	0.55	2M	M5	2M	M5	325	750	200～410
12500	6	4/0.6	12.5/2	5/20	0.55	1Am	M4	2M	M5	325	750	200～410
	9	4/0.6	12.5/2	5/20	0.55	1Am	M4	2M	M5	325	750	200～410
	12	4/0.6	12.5/2	5/20	0.55	1Am	M4	2M	M5	325	750	200～410
	15	4/0.6	12.5/2	5/20	0.55	1Am	M4	2M	M5	325	750	200～410
	18	4/0.6	12.5/2	5/20	0.55	1Am	M4	2M	M5	325	750	200～410
16000	6	4/0.6	16/2.6	5/20	0.55*2	2M	M5	2M	M5	400	920	300～450
	9	4/0.6	16/2.6	5/20	0.55*2	2M	M5	2M	M5	400	920	300～450
	12	4/0.6	16/2.6	5/20	0.55*2	2M	M5	2M	M5	400	920	300～450
	15	4/0.6	16/2.6	5/20	0.55*2	2M	M5	2M	M5	400	920	300～450
	18	4/0.6	16/2.6	5/20	0.55*2	2M	M5	2M	M5	400	920	300～450
20000	6	4/0.6	16/2.6	5/20	0.55*2	1Am	M4	2M	M5	400	920	350～450
	9	4/0.6	16/2.6	5/20	0.55*2	1Am	M4	2M	M5	400	920	350～450
	12	4/0.6	16/2.6	5/20	0.55*2	1Am	M4	2M	M5	400	920	350～450
	15	4/0.6	16/2.6	5/20	0.55*2	1Am	M4	2M	M5	400	920	350～450
	18	4/0.6	16/2.6	5/20	0.55*2	1Am	M4	2M	M5	400	920	350～450

NZ双梁钢丝绳电动葫芦
NZ double girder wire rope hoist

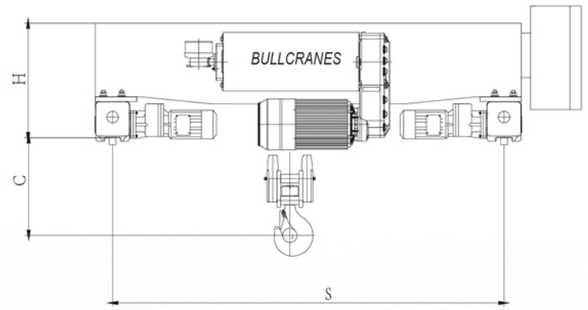



NZ双梁钢丝绳电动葫芦参数
NZ double girder wire rope hoist Parameters

额定载荷 (kg)	起升高度 (m)	起升速度 (m/min)	起升功率 (kw)	运行速度 (m/min)	运行功率 (kw)	起升工作级别 FEM/ISO	行走工作级别 FEM/ISO	H尺寸 (mm)	C尺寸 (mm)	适用轨宽S(mm)
5000	6	5/0.8	6.1/1	5/20	0.37*2	2M/M5	2M/M5	520	425	1400
	9	5/0.8	6.1/1	5/20	0.37*2	2M/M5	2M/M5	520	425	1400
	12	5/0.8	6.1/1	5/20	0.37*2	2M/M5	2M/M5	520	425	1400
	15	5/0.8	6.1/1	5/20	0.37*2	2M/M5	2M/M5	520	425	1700
	18	5/0.8	6.1/1	5/20	0.37*2	2M/M5	2M/M5	520	425	2000
6300	6	5/0.8	6.1/1	5/20	0.37*2	1AM/M4	2M/M5	520	425	1400
	9	5/0.8	6.1/1	5/20	0.37*2	1AM/M4	2M/M5	520	425	1400
	12	5/0.8	6.1/1	5/20	0.37*2	1AM/M4	2M/M5	520	425	1400
	15	5/0.8	6.1/1	5/20	0.37*2	1AM/M4	2M/M5	520	425	1700
	18	5/0.8	6.1/1	5/20	0.37*2	1AM/M4	2M/M5	520	425	2000
8000	6	5/0.8	9.5/1.5	5/20	0.37*2	3M/M6	2M/M5	550	580	1400
	9	5/0.8	9.5/1.5	5/20	0.37*2	3M/M6	2M/M5	550	580	1400
	12	5/0.8	9.5/1.5	5/20	0.37*2	3M/M6	2M/M5	550	580	1700
	15	5/0.8	9.5/1.5	5/20	0.37*2	3M/M6	2M/M5	550	580	1700
	18	5/0.8	9.5/1.5	5/20	0.37*2	3M/M6	2M/M5	550	580	2000
10000	6	5/0.8	9.5/1.5	5/20	0.37*2	2M/M5	2M/M5	550	580	1400
	9	5/0.8	9.5/1.5	5/20	0.37*2	2M/M5	2M/M5	550	580	1400
	12	5/0.8	9.5/1.5	5/20	0.37*2	2M/M5	2M/M5	550	580	1700
	15	5/0.8	9.5/1.5	5/20	0.37*2	2M/M5	2M/M5	550	580	1700
	18	5/0.8	9.5/1.5	5/20	0.37*2	2M/M5	2M/M5	550	580	2000
12500	6	5/0.8	12.5/1.5	5/20	0.55*2	1AM/M4	2M/M5	550	580	1400
	9	5/0.8	12.5/1.5	5/20	0.55*2	1AM/M4	2M/M5	550	580	1400
	12	5/0.8	12.5/1.5	5/20	0.55*2	1AM/M4	2M/M5	550	580	1700
	15	5/0.8	12.5/1.5	5/20	0.55*2	1AM/M4	2M/M5	550	580	1700
	18	5/0.8	12.5/1.5	5/20	0.55*2	1AM/M4	2M/M5	550	580	2000
16000	6	4/0.6	16/2.6	5/20	0.55*2	2M/M5	2M/M5	720	520	1400
	9	4/0.6	16/2.6	5/20	0.55*2	2M/M5	2M/M5	720	520	1700
	12	4/0.6	16/2.6	5/20	0.55*2	2M/M5	2M/M5	720	520	2000
	15	4/0.6	16/2.6	5/20	0.55*2	2M/M5	2M/M5	720	520	2400
	18	4/0.6	16/2.6	5/20	0.55*2	2M/M5	2M/M5	720	520	2700
20000	6	4/0.6	16/2.6	5/20	0.55*2	1AM/M4	2M/M5	720	520	1400
	9	4/0.6	16/2.6	5/20	0.55*2	1AM/M4	2M/M5	720	520	1700
	12	4/0.6	16/2.6	5/20	0.55*2	1AM/M4	2M/M5	720	520	2000
	15	4/0.6	16/2.6	5/20	0.55*2	1AM/M4	2M/M5	720	520	2400
	18	4/0.6	16/2.6	5/20	0.55*2	1AM/M4	2M/M5	720	520	2700
20000	6	4/0.6	16/2.6	5/20	0.55*2	1AM/M4	2M/M5	720	520	1700
	9	4/0.6	16/2.6	5/20	0.55*2	1AM/M4	2M/M5	720	520	2000
	12	4/0.6	16/2.6	5/20	0.55*2	1AM/M4	2M/M5	720	520	2400
	15	4/0.6	16/2.6	5/20	0.55*2	1AM/M4	2M/M5	720	520	2700
	18	4/0.6	16/2.6	5/20	0.55*2	1AM/M4	2M/M5	720	520	3100
25000	6	3.3/0.8	20/5	5/20	0.75*2	3MM6	2M/M5	950	450	1700
	9	3.3/0.8	20/5	5/20	0.75*2	3MM6	2M/M5	950	450	2000
	12	3.3/0.8	20/5	5/20	0.75*2	3MM6	2M/M5	950	450	2400
	15	3.3/0.8	20/5	5/20	0.75*2	3MM6	2M/M5	950	450	2700
	18	3.3/0.8	20/5	5/20	0.75*2	3MM6	2M/M5	950	450	3100
25000	6	3.3/0.8	20/5	5/20	0.75*2	3MM6	2M/M5	950	450	1700
	9	3.3/0.8	20/5	5/20	0.75*2	3MM6	2M/M5	950	450	2000
	12	3.3/0.8	20/5	5/20	0.75*2	3MM6	2M/M5	950	450	2400
	15	3.3/0.8	20/5	5/20	0.75*2	3MM6	2M/M5	950	450	2700
	18	3.3/0.8	20/5	5/20	0.75*2	3MM6	2M/M5	950	450	3100
32000	6	3.3/0.8	20/5	5/20	1.1*2	2M/M5	2M/M5	950	450	1700
	9	3.3/0.8	20/5	5/20	1.1*2	2M/M5	2M/M5	950	450	2000
	12	3.3/0.8	20/5	5/20	1.1*2	2M/M5	2M/M5	950	450	2400
	15	3.3/0.8	20/5	5/20	1.1*2	2M/M5	2M/M5	950	450	2700
	18	3.3/0.8	20/5	5/20	1.1*2	2M/M5	2M/M5	950	450	3100
32000	6	3.3/0.8	20/5	5/20	1.1*2	2M/M5	2M/M5	950	450	1700
	9	3.3/0.8	20/5	5/20	1.1*2	2M/M5	2M/M5	950	450	2000
	12	3.3/0.8	20/5	5/20	1.1*2	2M/M5	2M/M5	950	450	2400
	15	3.3/0.8	20/5	5/20	1.1*2	2M/M5	2M/M5	950	450	2700
	18	3.3/0.8	20/5	5/20	1.1*2	2M/M5	2M/M5	950	450	3100
40000	6	0～4	38	5/20	1.5*2	1AM/M4	2M/M5	950	960	1700
	9	0～4	38	5/20	1.5*2	1AM/M4	2M/M5	950	960	2000
	12	0～4	38	5/20	1.5*2	1AM/M4	2M/M5	950	960	2400
	15	0～4	38	5/20	1.5*2	1AM/M4	2M/M5	950	960	2700
	18	0～4	38	5/20	1.5*2	1AM/M4	2M/M5	950	960	3100
40000	6	0～4	38	5/20	1.5*2	1AM/M4	2M/M5	950	960	1700
	9	0～4	38	5/20	1.5*2	1AM/M4	2M/M5	950	960	2000
	12	0～4	38	5/20	1.5*2	1AM/M4	2M/M5	950	960	2400
	15	0～4	38	5/20	1.5*2	1AM/M4	2M/M5	950	960	2700
	18	0～4	38	5/20	1.5*2	1AM/M4	2M/M5	950	960	3100
50000	6	0～3	38	5/20	1.5*2	2M/M5	2M/M5	950	960	1700
	9	0～3	38	5/20	1.5*2	2M/M5	2M/M5	950	960	2000
	12	0～3	38	5/20	1.5*2	2M/M5	2M/M5	950	960	2400
	15	0～3	38	5/20	1.5*2	2M/M5	2M/M5	950	960	2700
	18	0～3	38	5/20	1.5*2	2M/M5	2M/M5	950	960	3100
50000	6	0～3	38	5/20	1.5*2	2M/M5	2M/M5	950	990	2000
	9	0～3	38	5/20	1.5*2	2M/M5	2M/M5	950	990	2400
	12	0～3	38	5/20	1.5*2	2M/M5	2M/M5	950	990	3100
	15	0～3	38	5/20	1.5*2	2M/M5	2M/M5	950	990	3800
	18	0～3	38	5/20	1.5*2	2M/M5	2M/M5	950	990	4800

工业起重机
industrial crane

博欧起重机为客户提供全面工业起重机设备和各种类型的起升机构，产品系列全，应用范围广。从简单的工位解决方案到专业起重机定制，从车间支撑起重机到高度自动化的起重机，我们将根据客户的需求和设想，为您提供全套的物料搬运解决方案。

博欧起重机拥有一流的设计人员和多年从事起重设备制造经验的工程师，我们为全球知名企业提供为客户生产效率改进提供更多的物流方案的技术咨询和设备，我们与客户共同携手，帮助客户解决生产物流方面的问题，为客户提供安全可靠的产品，获得了众多客户的信任。全球领先的起重机设计，灵活的起重机产品组合，现代化加工工艺和严格的质量控制让我们产品在同行业中遥遥领先。

Bull crane to provide customers with comprehensive equipment and various types of industrial crane hoisting mechanism, the whole series of products, a wide range of applications. From simple solutions to the professional workstation cranes custom cranes to highly automated crane support from the workshop, we will be based on customer needs and ideas, to provide you with a full range of material handling solutions.

Bull crane has first-class design and manufacturing experience for many years engaged in the lifting equipment engineers, we offer our customers world-renowned enterprises to improve production efficiency to provide technical advice and equipment for more logistics solutions, we work together with our customers to help customers solve the problem of production logistics, to provide customers with safe and reliable products, gained the trust of many customers. The world's leading crane design, flexible crane product portfolio, modern processing technology and strict quality control to make our products ahead in the industry.

电动单梁悬挂起重机
Electric single girder suspension crane

最大起重量：20t
Maximum load:20t

悬挂式起重机可以直接安装在现有厂房的屋顶钢结构的工字钢或者H型钢上，不需要安装承轨梁和起重机轨道，客户可以降低投资成本，并完全使用整跨厂房面积，特别的是通过使用侧端悬臂，可使小车的行驶超出起重机的跨距，使得客户能够更有效的利用厂房面积。

Suspension cranes can be installed directly on the roof of the existing steel plant beam or H-beam, no need to install the rail beams and crane rails, customers can reduce investment costs, and full use of the entire cross-plant area, especially the by using the lateral end of the boom, the car can travel beyond the crane span, enabling customers to more efficient use of the plant area.

电动单梁起重机
Electric single girder crane

最大起重量：20t
Maximum load: 20t

单梁桥式起重机配有各种尺寸的低净空钢丝绳电动葫芦和环链电动葫芦，满足不同客户的需求，提供生产效率。利用计算机优化设计主梁起重机在低自重下具有最强的稳定性，制动平稳，定位准确，是用于轻载和超短跨距的最佳方案。

Single girder overhead crane with a variety of sizes and low headroom wire rope hoist electric chain hoist, to meet different customer needs, providing productivity. The use of computer optimization design girder crane has the strongest stability at low weight, smooth braking, accurate positioning, is the best solution for light loads and short spans.

双梁桥式起重机
Double beam bridge crane

最大起重量：200t
Maximum load: 200t

博欧起重机的双梁桥式起重机具有自重轻，净空低，轮压小等特点，大大节约厂房投资,起重机配置大小车变频控制，使运行可靠安全稳定,其结构设计合理，保证起重机良好的运行状态并且把磨损降到最低，减少设备在使用过程中的维护量。由于吊钩可以上升到两根主梁之间，故使其起升高度大幅提高。作为可选项，还可以加装维修平台和小车平台，这不仅便于起重机的维护保养，还能使维修人员迅速安全的到达厂房里的其他设施，如照明设备，暖气或动力管线等。

Bull crane double girder bridge crane with a light weight, low clearance, wheel pressure and other characteristics, significant savings in investment in plant, cranes configure the size of the car inverter control, make reliable security and stability, reasonable structure design to ensure good running crane state and the wear and tear to a minimum, reducing equipment in the course of maintenance. Because you can hook up to the main beam between the two, so making a substantial increase in lifting height. As an option, you can also install the service platform and car platform, which not only facilitate crane maintenance, but also to the maintenance personnel to quickly reach the safety of the plant in other facilities, such as lighting, heating or power pipelines.

悬臂起重机
Jib crane

最大起重量：10t
Maximum load:10t

博欧起重机立柱式和墙壁式悬臂吊都可以选配钢丝绳电动葫芦或者环链电动葫芦，能帮助您缩短生产设备和非生产性工作时间。悬臂吊规格多，品种全，无论您对起升重量，旋转角度，臂长和功能有什么样的要求，我们都能为您提供最佳的解决方案。所有的规格都具有自重轻，悬臂长，起重量大的优点。

Bull Column and wall cantilever crane hoists are optional wire rope hoist or chain hoist, can help you reduce production equipment and non-productive time. Cantilever crane specifications, all varieties, whether you are lifting weight, rotation angle, arm length and function, what kind of requirements, we can provide you with the best solution. All specifications have light weight, arm length, the advantages of a large amount of lifting.

车轮组



车轮组

车轮组

车轮组

吊钩组

吊钩组

卷筒

卷筒联轴器

卷筒联轴器

联轴器

联轴器



制动轮联轴器

固定式钢丝绳电动葫芦
Foot-Mounted Hoist

固定式钢丝绳电动葫芦
Foot-Mounted Hoist

NZxxxG固定式钢丝绳电动葫芦(滑轮倍率2/1)

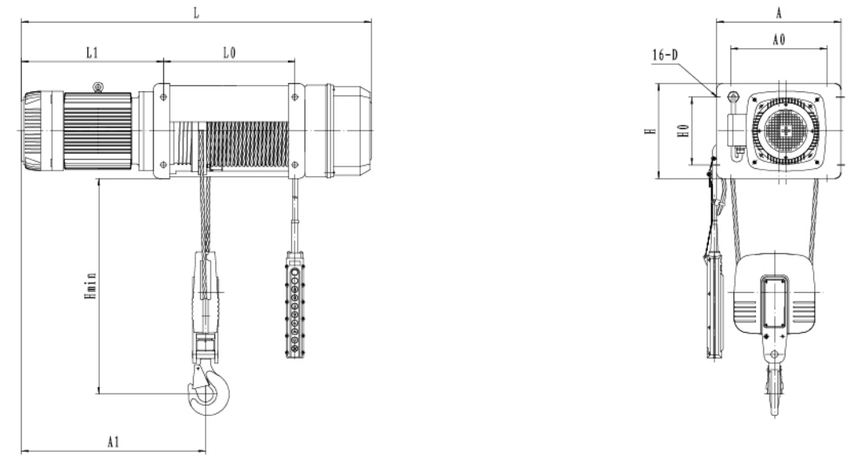

NZxxxG固定式钢丝绳电动葫芦(滑轮倍率4/1)

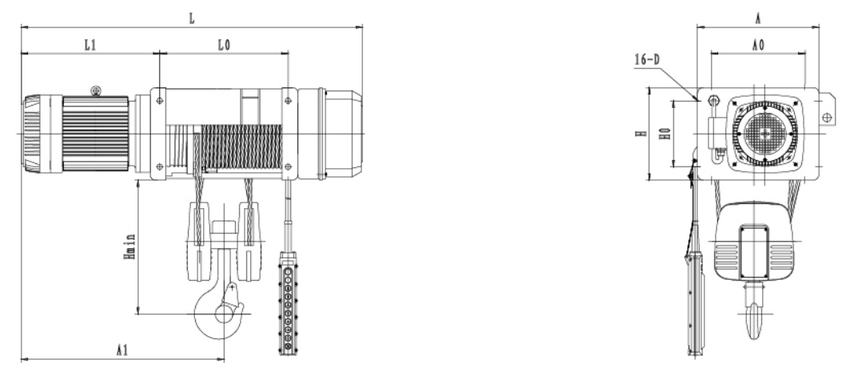

NZxxxG固定式钢丝绳电动葫芦(滑轮倍率4/2)

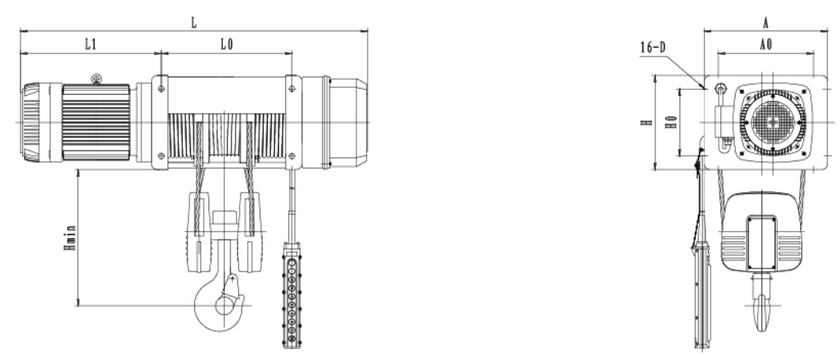

固定式钢丝绳电动葫芦参数
Foot-Mounted Hoist Parameters

型号	起重量t	起升速度m/min	滑轮倍率	工作级别	Hmin	L,L0 H6	L,L0 H9	L,L0 H12	L,L0 H15	L,L0 H18	L,L0 H24	L,L0 H36	A1 L1	A A0	H H0	D	H9自重/kg
NZ320G	3.2	8,8/2.0	2/1	M4	570	1069	1181	1293	1405	1517	1741	2189	552	440	336	ϕ22	270
	4	6.3,6.3/1.6	2/1	M3		355	467	579	691	803	1027	1475	445	340	240		
	3.2	8,8/2.0	4/2	M4	460	1405	1517	1741	1965	2189			445				350
	4	6.3,6.3/1.6	4/2	M3		691	803	1027	1251	1475							
	5	5,5/1.3	4/1	M4	500	1293	1517	1741	1965				552				430
	6.3	4,4/1	4/1	M4		579	803	1027	1251				445				
NZ500G	5	8,8/2.0	2/1	M4	700	1180	1275	1385	1495	1605	1815	2245	620	500	410	ϕ24	390
	6.3	6.3,6.3/1.6	2/1	M3		415	510	620	730	840	1050	1480	491	380	300		
	5	8,8/2.0	4/2	M4	540	1495	1605	1815	2035	2245			491				560
	6.3	6.3,6.3/1.6	4/2	M3		730	840	1050	1270	1480							
	8	5,5/1.3	4/1	M4	690	1385	1605	1815	2245				620				720
	10	4,4/1	4/1	M4		620	840	1050	1480				491				
	12.5	3.2,3.2/0.8	4/1	M3													
NZ1000G	10	6.3,8,6.3/1.6	2/1	M4	900	1377	1447	1552	1762	1867	1972	2382	830	660	545	ϕ30	600
	12.5	6.3,6.3/0.63	2/1	M3		455	525	630	840	945	1050	1460	615	500	400		
	10	6.3,8,6.3/1.6	4/2	M4	690	1762	1867	1972	2177	2382			615				750
	12.5	6.3,6.3/0.63	4/2	M3		840	945	1050	1255	1460							
	16	3.2,4,4/1	4/1	M4	900	1552	1867	1972	2177				830				1050
	20	3.2,4,3.2/0.8	4/1	M4		630	945	1050	1255				615				
	25	3.2,3.2/0.32	4/1	M3													

低净空小车式电动葫芦
Low headroom Hoist

低净空小车式电动葫芦
Low headroom Hoist

NZxxxD低净空小车式钢丝绳电动葫芦(滑轮倍率2/1)

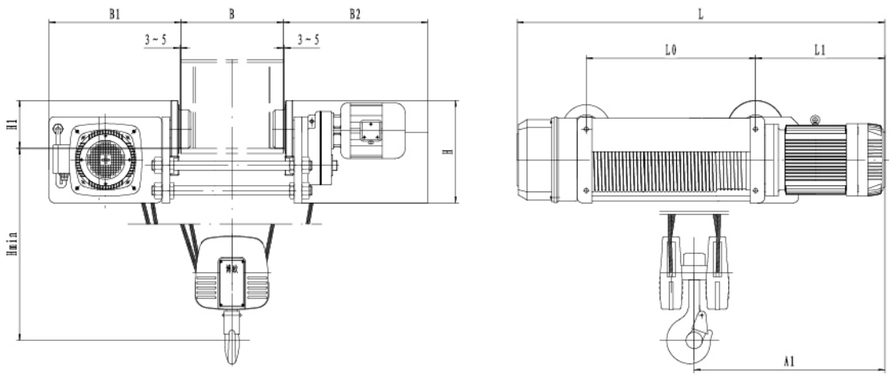

NZxxxD低净空小车式钢丝绳电动葫芦(滑轮倍率4/1)

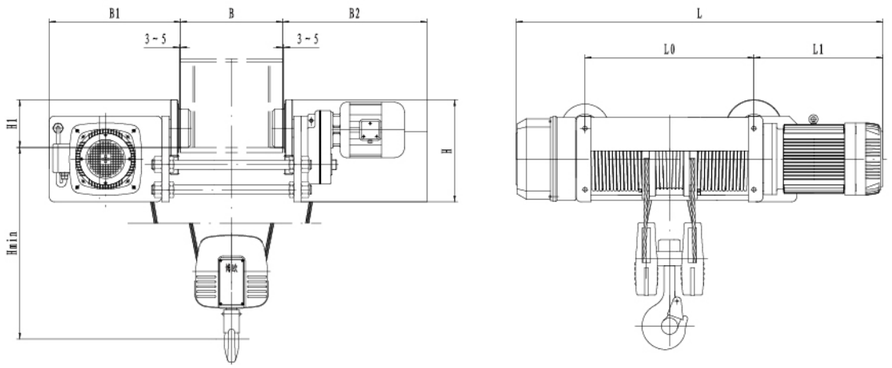

NZxxxD低净空小车式钢丝绳电动葫芦(滑轮倍率4/2)

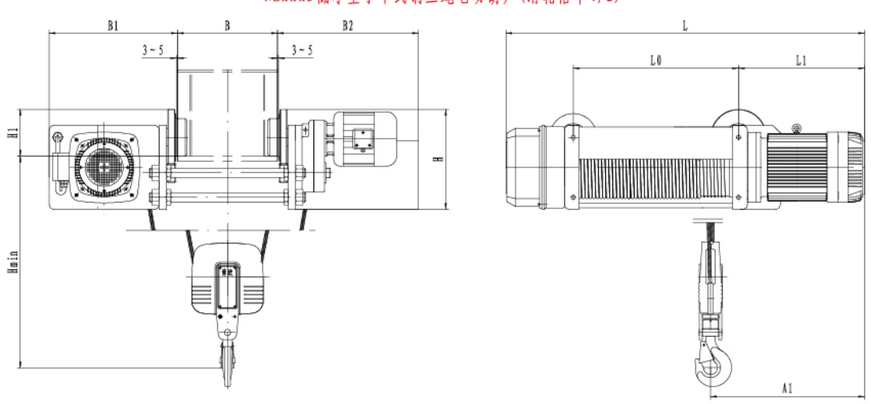

低净空小车式电动葫芦参数
Low headroom Hoist Parameters

型号	起重量t	起升速度m/min	滑轮倍率	工作级别	Hmin	L,L0							A1	B1	H	H9自重/kg
						H6	H9	H12	H15	H18	H24	H36	L1	B2	H1	
NZ320D	3.2	8,8/2.0	2/1	M4	800	1069	1181	1293	1405	1517	1741	2189	552	501	382	520
	4	6.3,6.3/1.6	2/1	M3		355	467	579	691	803	1027	1475	445		157	
	3.2	8,8/2.0	4/2	M4	650	1405	1517	1741	1965	2189			445		382	650
	4	6.3,6.3/1.6	4/2	M3		691	803	1027	1251	1475				558	157	
	5	5,5/1.3	4/1	M4	500	1293	1517	1741	1965				552		400	720
	6.3	4,4/1	4/1	M4		579	803	1027	1251				445		187	
NZ500D	5	8,8/2.0	2/1	M4	750	1180	1275	1385	1495	1605	1815	2245	620		467	850
	6.3	6.3,6.3/1.6	2/1	M3		415	510	620	730	840	1050	1480	491		187	
	5	8,8/2.0	4/2	M4	950	1495	1605	1815	2035	2245			491	575	467	1020
	6.3	6.3,6.3/1.6	4/2	M3		730	840	1050	1270	1480				625	187	
	8	5,5/1.3	4/1	M4	920	1385	1605	1815	2245				620		500	1100
	10	4,4/1	4/1	M4		620	840	1050	1480				491		243	
	12.5	3.2,3.2/0.8	4/1	M3												
NZ1000D	10	6.3,8,6.3/1.6	2/1	M4	1160	1377	1447	1552	1762	1867	1972	2382	830		615	1400
	12.5	6.3,6.3/0.63	2/1	M3		455	525	630	840	945	1050	1460	615		243	
	10	6.3,8,6.3/1.6	4/2	M4	860	1762	1867	1972	2177	2382			615	743	615	1700
	12.5	6.3,6.3/0.63	4/2	M3		840	945	1050	1255	1460					243	
	16	3.2,4,4/1	4/1	M4	1120	1552	1867	1972	2177				830	780	675	1980
	20	3.2,4,3.2/0.8	4/1	M4		630	945	1050	1255				615		243	
	25	3.2,3.2/0.32	4/1	M3												

悬挂小车式电动葫芦
Under-slung Hoist

悬挂小车式电动葫芦
Under-slung Hoist

NZxxxX悬挂小车式钢丝绳电动葫芦(滑轮倍率2/1)

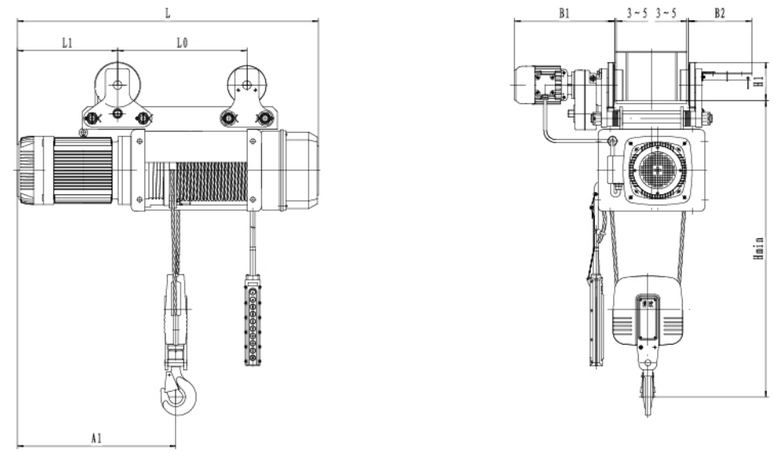

NZxxxX悬挂小车式式钢丝绳电动葫芦(滑轮倍率4/1)

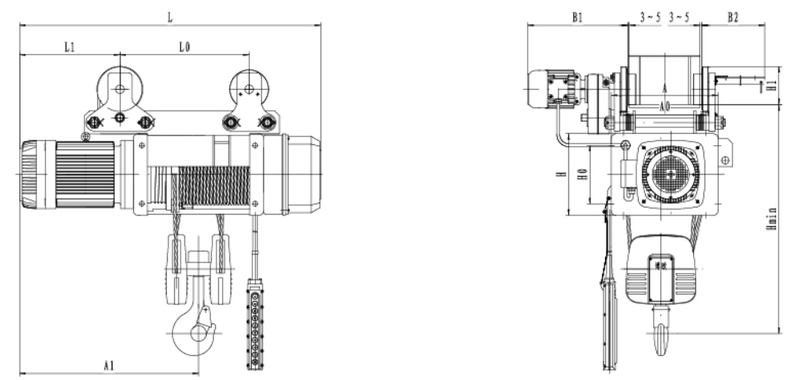

NZxxxX悬挂小车式式钢丝绳电动葫芦(滑轮倍率4/2)

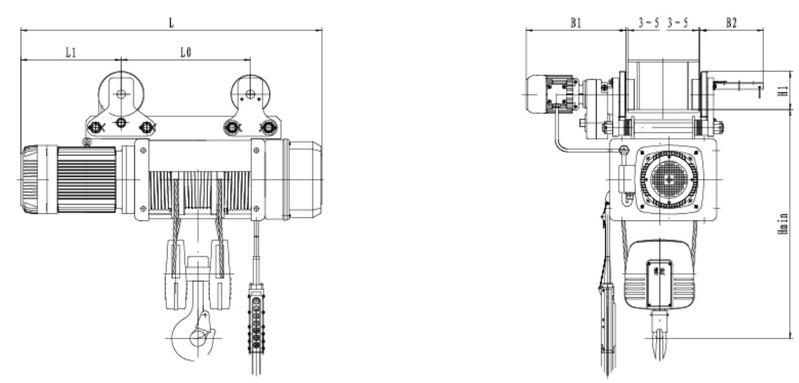

悬挂小车式电动葫芦参数
Under-slung Hoist Parameters

型号	起重量t	起升速度m/min	滑轮倍率	工作级别	Hmin	L,L0							A1	B1	H	H9自重/kg
						H6	H9	H12	H15	H18	H24	H36	L1	B2	H1	
NZ320X	3.2	8,8/2.0	2/1	M4	1110	1069	1181	1293	1405	1517	1741	2189	552	501	382	420
	4	6.3,6.3/1.6	2/1	M3		355	467	579	691	803	1027	1475	445		157	
	3.2	8,8/2.0	4/2	M4	1000	1405	1517	1741	1965	2189			445		382	480
	4	6.3,6.3/1.6	4/2	M3		691	803	1027	1251	1475				558	157	
	5	5,5/1.3	4/1	M4	1070	1293	1517	1741	1965				552		400	540
	6.3	4,4/1	4/1	M4		579	803	1027	1251				445		187	
NZ500X	5	8,8/2.0	2/1	M4	1300	1180	1275	1385	1495	1605	1815	2245	620		467	560
	6.3	6.3,6.3/1.6	2/1	M3		415	510	620	730	840	1050	1480	491		187	
	5	8,8/2.0	4/2	M4	1140	1495	1605	1815	2035	2245			491	575	467	680
	6.3	6.3,6.3/1.6	4/2	M3		730	840	1050	1270	1480				625	187	
	8	5,5/1.3	4/1	M4	1330	1385	1605	1815	2245				620		500	830
	10	4,4/1	4/1	M4		620	840	1050	1480				491		243	
	12.5	3.2,3.2/0.8	4/1	M3												
NZ1000X	10	6.3,8,6.3/1.6	2/1	M4	1790	1377	1447	1552	1762	1867	1972	2382	830	743	615	950
	12.5	6.3,6.3/0.63	2/1	M3		455	525	630	840	945	1050	1460	615		243	
	10	6.3,8,6.3/1.6	4/2	M4	1580	1762	1867	1972	2177	2382			615		615	1200
	12.5	6.3,6.3/0.63	4/2	M3		840	945	1050	1255	1460					243	
	16	3.2,4,4/1	4/1	M4	1850	1552	1867	1972	2177				830	780	675	1500
	20	3.2,4,3.2/0.8	4/1	M4		630	945	1050	1255				615		243	
	25	3.2,3.2/0.32	4/1	M3												

标准双梁小车式电动葫芦
Standard Double Girder Hoist

标准双梁小车式电动葫芦
Standard Double Girder Hoist

NZSxxx标准双梁小车式钢丝绳电动葫芦

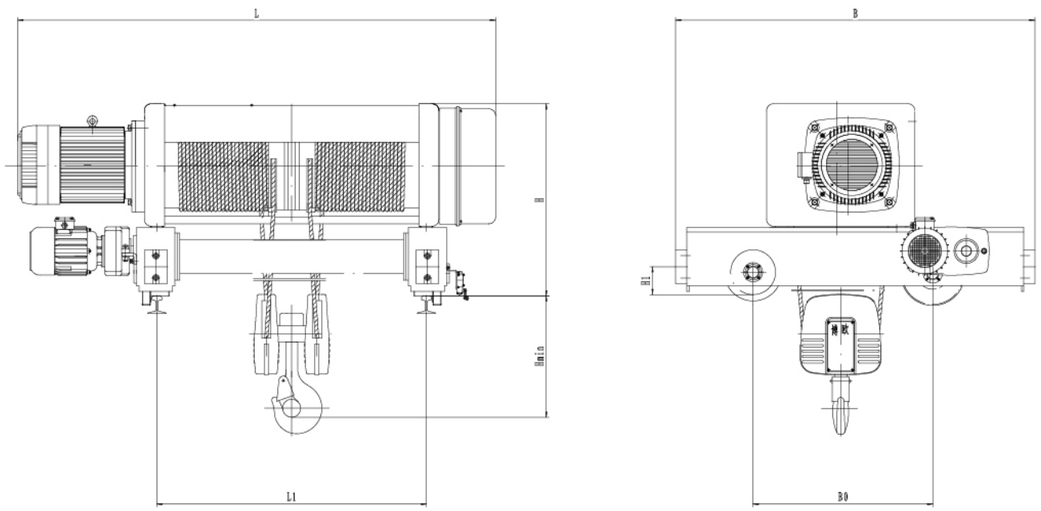

NZSxxx标准双梁小车式钢丝绳电动葫芦

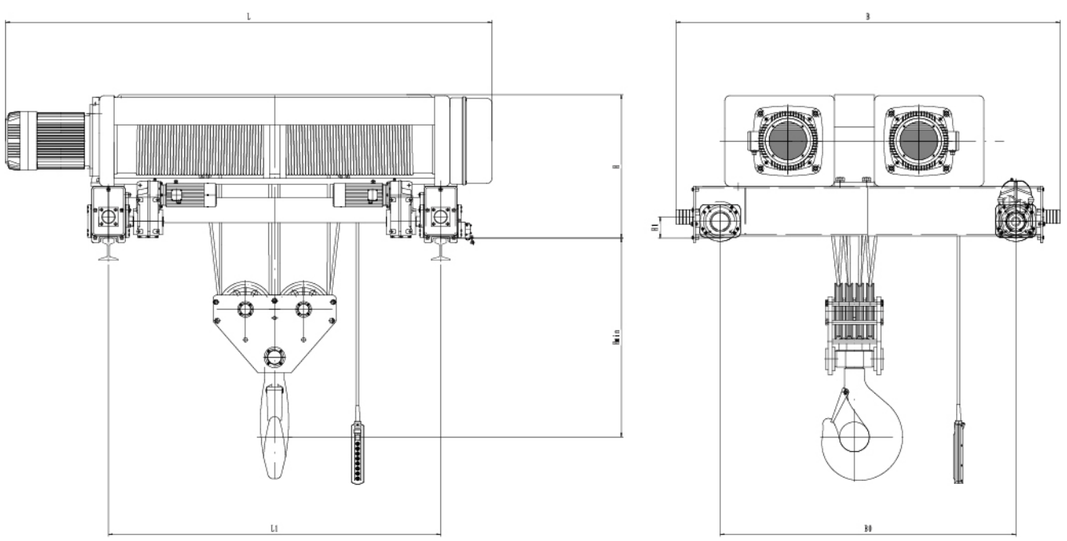

标准双梁小车式电动葫芦参数
Standard Double Girder Hoist Parameters

型号	起重量t	起升速度m/min 主钩	起升速度m/min 副钩	滑轮倍率	工作级别	Hmin	L,L0 H6	L,L0 H9	L,L0 H12	L,L0 H15	L,L0 H18	B / B0	H / H1	B1	H9自重/kg
NZS500	5	8,8/2.0		4/2	M4	400	1969	1969	1969	2169	2169	1450	625		1000
	6.3	6.3,6.3/1.6		4/2	M3		1200	1200	1200	1400	1400	800	115		
	8	5,5/1.3		4/1	M4	600	1650	1850	2250	2750		1720	710		1400
	10	4,4/1		4/1	M4		1400	1600	2000	2500		1200	180		
	12.5	3.2,3.2/0.8		4/1	M3										
	10	6.3,8,6.3/1.6		4/2	M4	450	2127	2127	2127	2327	2427	1600	856		1500
NZS1000	12.5	6.3,6.3/1.6		4/2	M3		1200	1200	1200	1400	1500	800	130		
	16	3.2,4,4/1.0		8/2	M4	1050	2527	2827	3127	3427	3727	1700	870		2100
	20	3.2,4,3.2/0.8		8/2	M4		1400	1700	2000	2300	2600	1070	130		
	25	2.5,2.5/0.8		12/2	M4	1050	2427	2927	3427			2130	870		2500
	32	2.5,2.5/0.8		12/2	M4		1500	2000	2500			1600	128		
	16/3.2	3.2,4,4/1.0	8,8/2.0	8/2	M4	1050	2527	2827	3127	3427	3727	1900	870	480	2600
	20/5	3.2,4,3.2/0.8	8,8/2.0	8/2	M4		1400	1700	2000	2300	2600	1330	130		
2×NZS1000	25/5	2.5,2.5/0.8	8,8/2.0	12/2	M4	1050	2427	2927	3427			2330	870	480	3000
	32/5	2.5,2.5/0.8	8,8/2.0	12/2	M4		1500	2000	2500			1800	128		
	32	3.2,4,4/1.0		16/4	M4	1080	2624	2924	3224	3524	3824	2800	920		3600
	40	3.2,4,3.2/0.8		16/4	M4		1400	1700	2000	2300	2600	2200	130		
	50	2.5,2.5/0.8		24/4	M4	1400	2527	3127	3627			2420	920		4000
							1600	2100	2600			1800	130		
	32/5	3.2,4,4/1.0	8,8/2.0	16/4	M4	1080	2624	2924	3224	3524	3824	2310	920	1000	4600
	40/10	3.2,4,3.2/0.8	6.3,8,6.3/1.6	16/4	M4		1400	1700	2000	2300	2600	1780	130	1100	5000
	50/10	2.5,2.5/0.8	6.3,8,6.3/1.6	24/4	M4	1400	2527	3127	3627			2620	920	1200	5500
							1600	2100	2600			2000	130		

CD1/MD1型电动葫芦
Electric Hoist Type CD1/MD1

CD1/MD1型电动葫芦具有结构紧凑，自重轻，体积小，操作方便等特点。它既可以单独安装在架空工字梁上，也可以配套安装在电动或手动单梁，双梁，悬臂，龙门等起重机上使用。在精细作业场合，当CD1型电动葫芦的起升速度不能满足要求时，应当选用MD1型双起升速度电动葫芦。

CD1 / MD–type electric hoist with a compact, light weight, small size, easy operation. It can be installed separately in the word overhead beam, supporting the installation can be used on electric or manual single–beam, dual–beam, cantilever, gantry cranes. In fine job of occasions, when CD1 electric hoist lifting speed can not meet the requirements, should be selected dual MD1 electric hoist lifting speed.

0.5-5T 6-12M

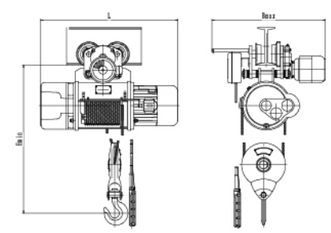

1-5T 18-30M

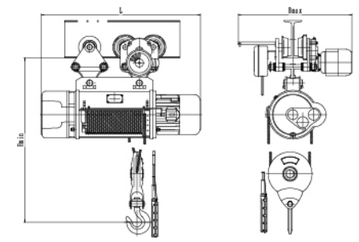

0.5-5T 固定式

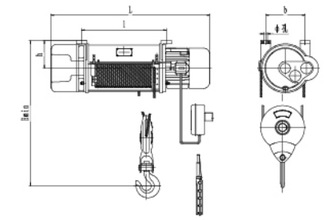

10T 6-30M

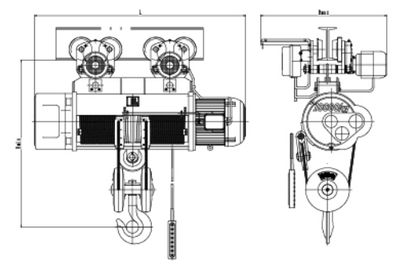

10T 6-30M 固定式

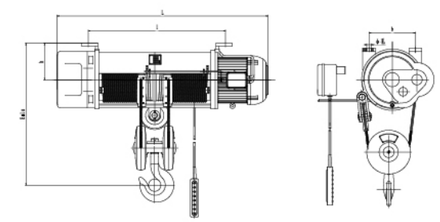

型号规格			CD1 MD1																										
起重量		t	0.5			1						2						3						5					
起升高度		m	6	9	12	6	9	12	18	24	30	6	9	12	18	24	30	6	9	12	18	24	30	6	9	12	18	24	30
起升速度		m/min	8 8/0.8																										
运行速度		m/min	20																										
运行轨道	工字钢型号（GB/T706–1988）		16–28b									20a–45c												28a–63c					
	曲率半径	m	1						1.8	2.5	3.2	1.2		2	2.5	3.5		1.2		2	2.8	3.5		1.5			2.5	3	4
起升电机功率		kW	0.8 0.8/0.2			1.5 1.5/0.2						3 3/0.4						4.5 4.5/0.4						7.5 7.5/0.8					
运行电机功率		kW	0.2									0.4						0.4						0.5					
电源			380V 50HZ																										
工作级别			M3																										
结合次数		n/h	120																										
滑轮倍率			2/1																										
葫芦自重	CD1固定式	kg	90	96	101	111	118	124	136	149	162	182	195	207	231	256	280	247	260	273	298	324	349	408	434	455	501	548	594
	CD1电动小车式		118	125	131	156	164	174	203	218	233	242	256	280	339	365	393	296	311	366	394	422	450	490	519	540	661	714	765
	MD1固定式		107	112	118	127	134	140	152	165	178	205	218	230	254	279	303	271	284	297	322	348	373	448	474	495	541	588	634
	MD1电动小车式		135	142	148	172	180	190	220	234	250	266	269	335	362	389	416	320	335	392	420	448	476	530	559	580	701	754	805
基本尺寸	固定式	L	620	692	764	764	862	960	1156	1352	1548	818	918	1018	1218	1418	1618	925	1028	1131	1337	1543	1749	1049	1170	1259	1469	1679	1889
		l	320	392	464	411	509	607	803	999	1195	412	512	612	812	1012	1212	456	559	662	868	1074	1280	481	602	691	901	1111	1321
		Emin	571			582						755						877						1013					
		h	120			124						170						188						203					
		b	190			196						240						264						320					
		ϕ	4–ϕ16			4–ϕ19						4–ϕ23						4–ϕ25						4–ϕ31					
	电动小车式	Hmin	652			666			757			840			943			959			1062			1127			1282		
		Bmax	886									951												1054					

型号规格			CD1 MD1						NLD					NLD				
起重量		t	10						16					20				
起升高度		m	6	9	12	18	24	30	6	9	12	18	24	6	9	12	18	24
起升速度		m/min	7 7/0.7						3.5 3.5/0.35					3.5 3.5/0.35				
运行速度		m/min																
运行轨道	工字钢型号（GB/T706–1988）		28a–63c						36a–63c					36a–63c				
	曲率半径	m	2.8	3	3.5	4.5	6	7.2										
起升电机功率		kW	13 13/1.5						13 13/1.5					13 13/1.5				
运行电机功率		kW	0.5×2						0.8×2					0.8×2				
电源			380V 50HZ															
工作级别			M3															
结合次数		n/h	120															
滑轮倍率			4/2						4/1					4/1				
葫芦自重	CD1固定式	kg	893	939	991	1094	1197	1300	1072	1102	1152	1252	1352	1072	1102	1152	1252	1352
	CD1电动小车式		1093	1139	1191	1294	1397	1500	1153	1199	1254	1354	1454	1153	1199	1254	1354	1454
	MD1固定式		943	989	1041	1144	1247	1350	1132	1162	1212	1312	1412	1132	1162	1212	1312	1412
	MD1电动小车式		1143	1189	1241	1344	1447	1550	1213	1259	1314	1414	1514	1213	1259	1314	1414	1514
基本尺寸	固定式	L	1556	1717	1898	2260	2622	2984	1809	2027	2245	2681	3117	1809	2027	2245	2681	3117
		l	888	1049	1230	1592	1954	2316	1152	1370	1588	2024	2460	1152	1370	1588	2024	2460
		Emin	1109						1668					1668				
		h	255						255					255				
		b	376						376					376				
		ϕ	4–ϕ37						4–ϕ37					4–ϕ37				
	电动小车式	Hmin	1363						1950									
		Bmax	1054						1068					1146				

HB型防爆钢丝绳电动葫芦
Explosion Wire Rope Hoist Type HB

HB型防爆钢丝绳电动葫芦符合JB/T10222-2001,《防爆钢丝绳电动葫芦》第一部分：用外壳和限制表面温度保护的电气设备第一节：电气设备的技术要求》的规定，电动葫芦可单独或配套安装在单梁起重机上使用，其主体可悬挂在工字钢轨道上作直线或曲线运行；固定式葫芦可安装在固定架上使用。

HB-proof wire rope hoist line with JB / T10222-2001, "explosion-proof electric wire rope hoist"Part I: with housing and limit the surface temperature protection electrical equipment Section I: technical requirements for Electrical Equipment "requirement, electric hoist can be used alone or supporting the installation on a single girder crane use, it can be hung on the main beam track runs in a straight line or curve; mounted hoists can be installed use the holder.

0.5-5T 6-12M

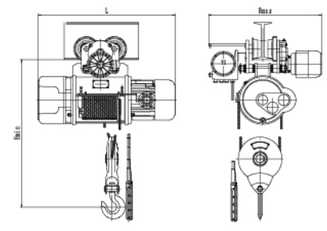

1-5T 18-30M

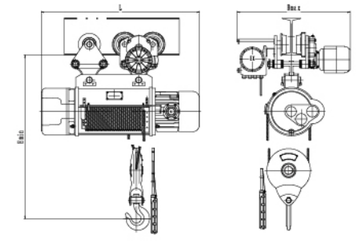

0.5-5T 固定式

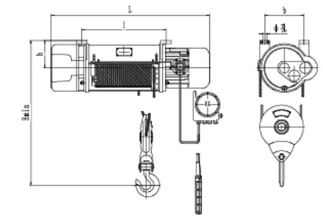

10T 6-30M

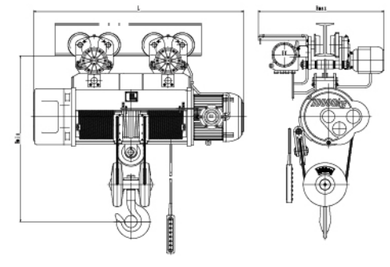

10T 6-30M 固定式

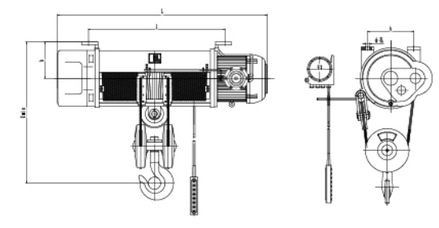

型号规格			HB																										
起重量		t	0.5			1						2						3						5					
起升高度		m	6	9	12	6	9	12	18	24	30	6	9	12	18	24	30	6	9	12	18	24	30	6	9	12	18	24	30
起升速度		m/min	8 8/0.8																										
运行速度		m/min	20																										
运行轨道	工字钢型号（GB/T706-1988）		16-28b									20a-45c												28a-63c					
	曲率半径	m	1						1.8	2.5	3.2	1.2		2	2.5	3.5		1.2		2	2.8	3.5		1.5			2.5	3	4
起升电机功率		kW	0.8 0.8/0.2			1.5 1.5/0.2						3 3/0.4						4.5 4.5/0.4						7.5 7.5/0.8					
运行电机功率		kW	0.2									0.4						0.4						0.5					
电源			380V 50HZ																										
工作级别			M3																										
结合次数		n/h	120																										
滑轮倍率			2/1																										
葫芦自重	HB固定式	kg	90	96	101	111	118	124	136	149	162	182	195	207	231	256	280	247	260	273	298	324	349	408	434	455	501	548	594
	HB电动小车式		118	125	131	156	164	174	203	218	233	242	256	280	339	365	393	296	311	366	394	422	450	490	519	540	661	714	765
	HBS固定式		107	112	118	127	134	140	152	165	178	205	218	230	254	279	303	271	284	297	322	348	373	448	474	495	541	588	634
	HBS电动小车式		135	142	148	172	180	190	220	234	250	266	269	335	362	389	416	320	335	392	420	448	476	530	559	580	701	754	805
基本尺寸	固定式	L	733	804	876	839	937	1035	1231	1427	1623	917	1017	1117	1317	1517	1717	998	1101	1204	1410	1616	1822	1102	1223	1312	1522	1732	1942
		l	320	392	464	411	509	607	803	999	1195	412	512	612	812	1012	1212	456	559	662	868	1074	1280	481	602	691	901	1111	1321
		Emin	571			582						755						877						1013					
		h	120			124						170						188						203					
		b	190			196						240						264						320					
		ϕ	4-ϕ16			4-ϕ19						4-ϕ23						4-ϕ25						4-ϕ31					
	电动小车式	Hmin	652			666			757			840			943			959			1062			1127			1282		
		Bmax	886									951												1054					

型号规格			HB														
起重量		t	10						16					20			
起升高度		m	6	9	12	18	24	30	6	9	12	18	24	6	9	12	18	24
起升速度		m/min	7 7/0.7						3.5 3.5/0.35					3.5 3.5/0.35				
运行速度		m/min	20															
运行轨道	工字钢型号（GB/T706-1988）		28a-63c						36a-63c					36a-63c				
	曲率半径	m	2.8	3	3.5	4.5	6	7.2										
起升电机功率		kW	13 13/1.5						13 13/1.5					13 13/1.5				
运行电机功率		kW	0.5×2						0.8×2					0.8×2				
电源			380V 50HZ															
工作级别			M3															
结合次数		n/h	120															
滑轮倍率			4/2						4/1					4/1				
葫芦自重	HB固定式	kg	893	939	991	1094	1197	1300	1072	1102	1152	1252	1352	1072	1102	1152	1252	1352
	HB电动小车式		1093	1139	1191	1294	1397	1500	1153	1199	1254	1354	1454	1153	1199	1254	1354	1454
	HBS固定式		943	989	1041	1144	1247	1350	1132	1162	1212	1312	1412	1132	1162	1212	1312	1412
	HBS电动小车式		1143	1189	1241	1344	1447	1550	1213	1259	1314	1414	1514	1213	1259	1314	1414	1514
基本尺寸	固定式	L	1699	1860	2041	2403	2765	3127	1952	2170	2388	2824	3260	1952	2170	2388	2824	3260
		l	888	1049	1230	1592	1954	2316	1152	1370	1588	2024	2460	1152	1370	1588	2024	2460
		Emin	1109						1668					1668				
		h	255						255					255				
		b	376						376					376				
		ϕ	4-ϕ37						4-ϕ37					4-ϕ37				
	电动小车式	Hmin	1363						1950									
		Bmax	1054						1068					1146				

BULL HOISTS

销售业绩

广州市天杭起重设备有限公司	中国葛洲坝集团股份有限公司
中水六局华浙开原管业有限公司	爱思开希（江苏）尖端塑料有限公司
上虞杭协热电有限公司	常州海杰冶金机械制造有限公司
烟台万华聚氨酯股份有限公司	浙江铂瑞能源科技有限公司
山东龙马重工集团有限公司	舟山惠生海洋工程有限公司
山东通用起重机股份有限公司	山东龙马重科有限公司
银川科安特起重机制造有限公司	浙江众擎起重机械制造有限公司
江苏格雷特起重机械有限公司	杭州东吴起重机械有限公司
青州三盛起重机械有限公司	上虞力泰起重机械有限公司
浙江荣峰起重机械制造有限公司	浙江好特起重机械有限公司
杭州昌华齿轮有限公司	南通棉花机械有限公司
江苏海力风电设备科技有限公司	森松（江苏）重工有限公司
南通虹波机械有限公司	南通虹波科技有限公司
南通开发区铁人康复器材有限公司	南通金荣机械设备制造有限公司
如皋港现代物流开发投资有限公司	南通海新通工业设备安装工程有限公司
南通同辉机械有限公司	常州常矿起重机械有限公司